


CREATE YOUR OWN / CREA TU PROPIO

RED LOBSTER

LANGOSTA ROJA



CUT OUT ITEMS
CORTA LOS ARTÍCULOS

1.



GLUE INTO THE AQUARIUM
PEGA EN EL ACUARIO

2.

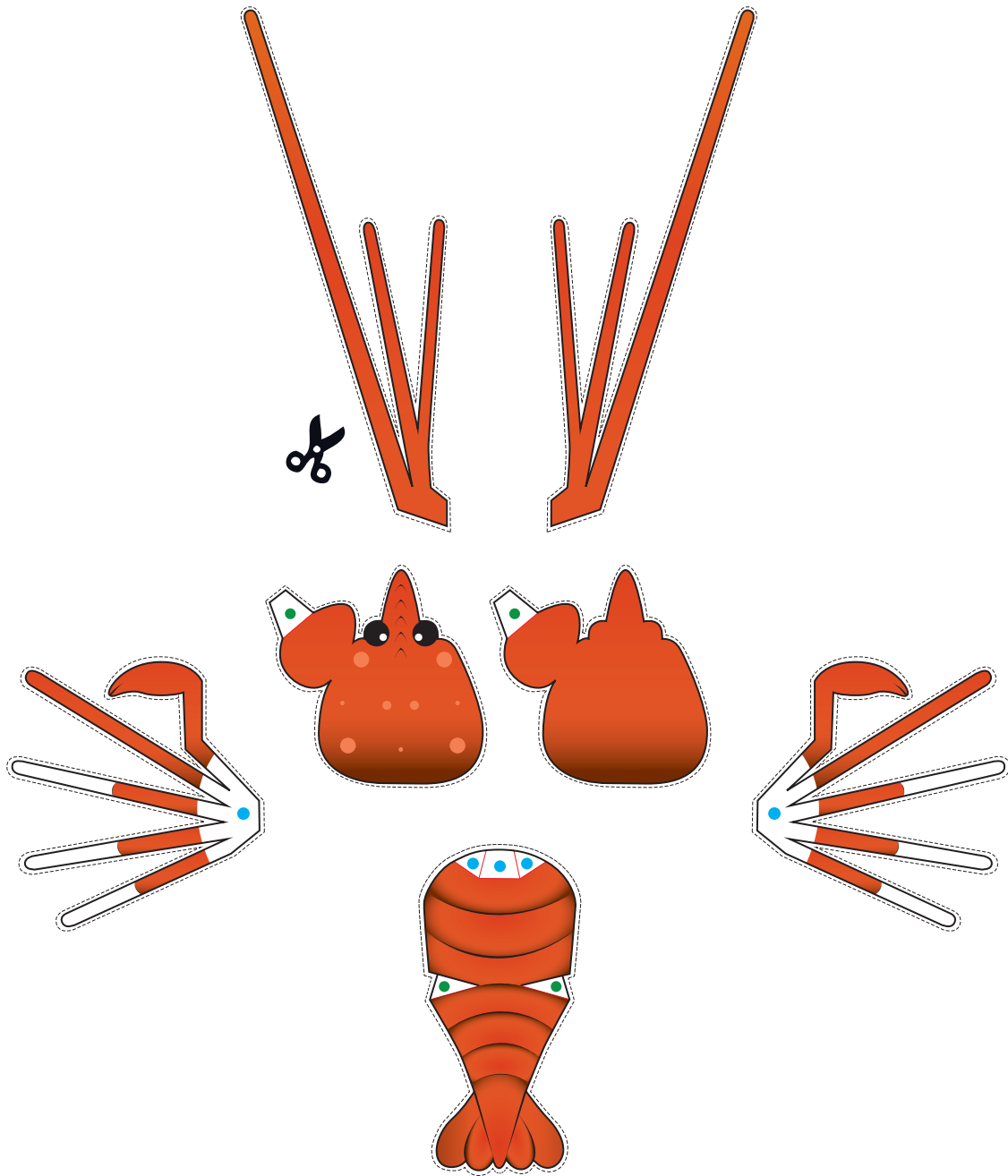
DOWNLOAD MORE PAPER-CRAFTS / DESCARGA MÁS PAPER-CRAFTS

@ WWW.UHU-PAPERCRAFT.COM

CREATE YOUR OWN / CREA TU PROPIO

RED LOBSTER

LANGOSTA ROJA




 CUT OUT ITEMS
CORTA LOS ARTÍCULOS

 GLUE INTO THE AQUARIUM
PEGA EN EL ACUARIO


DOWNLOAD MORE PAPER-CRAFTS / DESCARGA MÁS PAPER-CRAFTS

@ WWW.UHU-PAPERCRAFT.COM


INSTRUCTIONS / CREA TU PROPIO




Step1: Glue tentacles to the head...
Pega los tentaculos a la cabeza...




Step2: Glue the downside of the head to the upper part...
Pega la parte de abajo de la cabeza a la parte superior...



Step3: After finishing the front part...
Pega los tentaculos a los lados...



Step4 : Glue tentacles to the side...
Pega los tentaculos a los lados...



Step5: Glue back part to the front...
Pega la parte de atras a la parte delantera...



Ready!
Listo!

FOLLOW INSTRUCTIONS
DOBLA PARTES

GLUE INTO THE AQUARIUM
PEGA TU PAISAJE